

Illustrated Parts Catalogue

XA42 – XA41

Document No. IPC-XA42-0050-001 A.01












Table of content











ATA	Page	Content
23	3	Communication
24	4	Electrical System
25	7	Equipment and Furnishings
27	11	Flight Controls
28	18	Fuel
31	20	Indicating / Recording Systems
32	23	Landing Gear
34	27	Navigation
51	28	Standard Practices and Structures – General
52	29	Canopy
53	31	Fuselage
55	32	Stabilizer
57	33	Wing
61	35	Propeller
71	36	Power Plant
72	38	Engine
73	40	Engine Fuel and Control
77	42	Engine Indication
78	43	Exhaust
79	44	Oil
85	45	Smoke



Chapter 23 Communication

Part description	Part No.	XA42	XA41	
COM ATR 833	ATR 833	x	x	
COM antenna	CI-122	x	x	
Headset jack small	3,5 mm	x	x	
Headset jack big	6,3 mm	x	x	


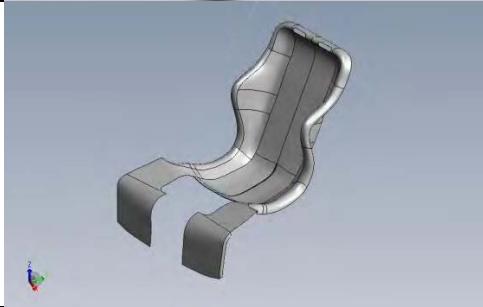

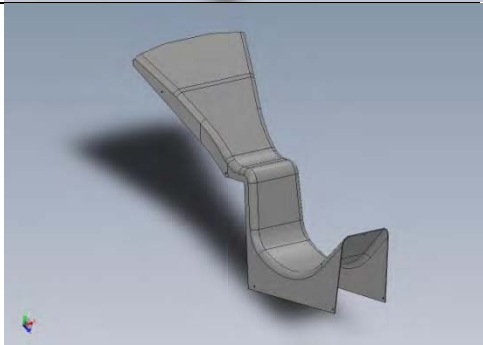


Chapter 24 Electrical System

Part description	Part No.	XA42	XA41	
Battery	0769-2007	x	x	
Wiring loom complete	XA42-2460-001	x		
Wiring loom complete	XA41-2460-001		x	
Smoke Relais	V23134B1052C642	x	x	
Master Relais		x	x	
Starter Relais	Solenoid 22735	x	x	
Circuit Breaker 1A	7277-2-1	x	x	

Circuit Breaker 2A	7277-2-2	x	x	
Circuit Breaker 3A	7277-2-3	x	x	
Circuit Breaker 4A	7277-2-4	x	x	
Circuit Breaker 5A	7277-2-5	x	x	
Circuit breaker switch 5A	3130-F110- P7T1W12QY2-5A	x	x	
Circuit breaker switch 15A	3130-F110- P7T1W12QY2-15A	x	x	
Elevator trim rocker switch	APEM 647H/2	x	x	
Elevator trim indicator	RP3 LED	x	x	
Master Switch	S-1994-1-1	x	x	
Smoke Refill rocker switch	APEM 646H/2	x	x	

Keyed ignition lock	A-510-2	x	x	
Regulator B&C LR3C-14	LR3C-4	x	x	

Chapter 25 Equipment and Furnishings

Part description	Part No.	XA42	XA41	
Frontseat	XA42-2510-150	x		
Backseat	XA42-2510-160	x		
Seat	XA41-2510-160		x	
Center console cover	XA41-2570-200		x	
Seat cushion	XA42-2510-210	x	x	
Battery box cover with locks	XA42-2420-101	x	x	

Foot rest lh w. mounting screws	XA42-5370-151	x	x	
Foot rest rh w. mounting screws	XA42-5370-154	x	x	
FOD prevention bag aft	XA42-2510-252	x		
FOD prevention bag front	XA42-2510-250	x		
FOD preventionbag	XA41-2510-250		x	
Placards, complete set	XA42-1120-001	x		








Placards, complete set	XA41-1130-001		x	
Document bag with holder	XA42-2550-180		x	
Multitool with bag		x	x	
Antislip stickers	Griptape2674		x	
Baggage compartment with mounting screws	XA42-2540-001		x	
Baggage compartment with mounting screws	XA41-2540-101		x	

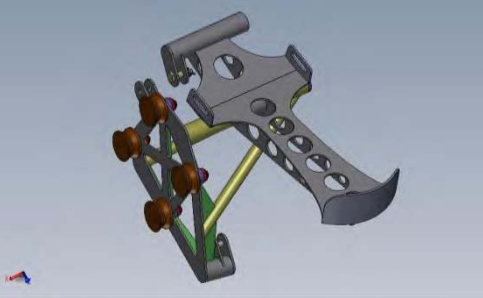
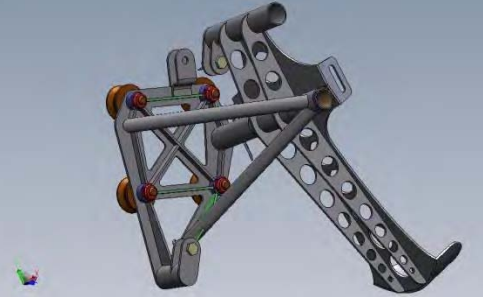


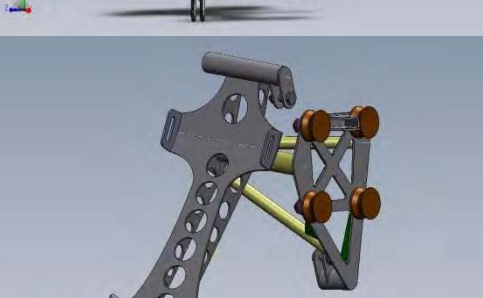
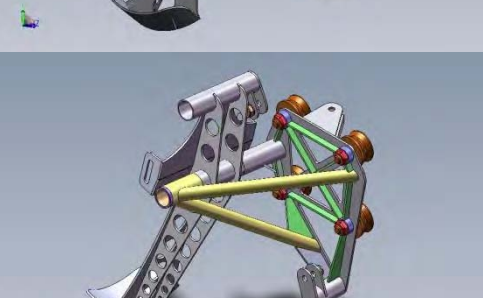
Cockpit inspection hole covers w. mounting screws	XA42-5210-265 /-268	x	x	
Luggage net complete	XA42-2540-160	x	x	

Chapter 27 Flight Controls

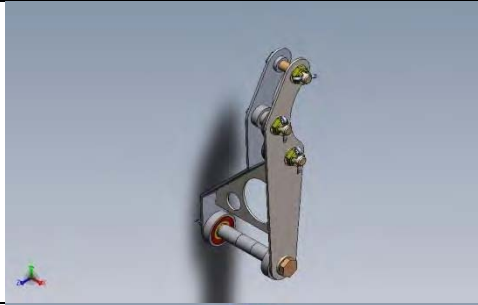






Part description	Part No.	XA42	XA41	
Aileron idler assembly rh	XA42-2710-050	x	x	
Aileron idler assembly lh	XA42-2710-050	x	x	
Aileron bellcrank assembly rh	XA42-2710-060	x	x	
Aileron bellcrank assembly lh	XA42-2710-060	x	x	
Aileron control rod, carbon	XA42-2710-115	x	x	

<p>Aileron control rod, fuselage, steel</p>	<p>XA42-2710-109</p>	<p>x</p>	<p>x</p>	
<p>Aileron control rod, wing, steel</p>	<p>XA42-2710-119</p>	<p>x</p>	<p>x</p>	
<p>Torque tube assembly with control sticks</p>	<p>XA42-2790-001</p>	<p>x</p>		
<p>Torque tube assembly with control stick</p>	<p>XA41-2790-001</p>		<p>x</p>	
<p>Stickgrip with PTT mounted</p>	<p>XA42-2790-330</p>	<p>x</p>	<p>x</p>	

Elevator idler assembly	XA42-2730-001	x	x	
Elevator control rod, steel	XA42-2730-103	x		
Elevator control rod, steel	XA41-2730-103		x	
Elevator control rod, carbon, aft	XA42-2730-101	x		
Elevator control rod, carbon, aft	XA41-2730-101		x	
Elevator trim ass. with rod	XA42-2750-001	x		
Elevator trim ass. with rod	XA41-2750-001		x	

Rudder pedal ass. rear, rh	XA42-2780-011	x		
Rudder pedal ass. rear, lh	XA42-2780-014	x		
Rudder pedal ass. front, rh	XA42-2780-126	x		
Rudder pedal ass. front, lh	XA42-2780-121	x		
Rudder pedal ass., rh	XA41-2780-014		x	
Rudder pedal ass., lh	XA41-2780-011		x	

Rudder pedal rail ass.	XA42-2780-130	x	x	
Master brake cylinder rear pedals	XA42-3280-230	x	x	
Brake cylinder front pedals	XA42-3240-213	x		
Pedal adjusting ass., both sides	XA42-2770-001	x		
Pedal adjusting ass., both sides	XA41-2770-001		x	
Rudder idler ass. rh	XA42-2770-134	x	x	

Rudder idler ass. lh	XA42-2770-131	x	x	
Rudder hinge ass. with stop blocks	XA42-2720-051	x	x	
Rudder stop blocks	XA42-2770-101	x	x	
Ruddercable set	XA42-2720-062	x		
Ruddercable set	XA41-2720-062		x	
Rudder cable loop pulley set	MS20220-1 DIN ...xxx	x		
Rudder cable loop pulley set	MS20220-2		x	

<p>Rudder cable loop pulley front</p>	<p>MS20220-2</p>	<p>x</p>		
<p>Rudder cable loop pulley rear</p>	<p>MS20220-2 / 1</p>	<p>x</p>		
<p>Rudder cable loop pulley cage front</p>	<p>XA42-5370-250</p>	<p>x</p>	<p>x</p>	
<p>Rod ends, complete set</p>	<p>XA42-2720-265</p>	<p>x</p>	<p>x</p>	

Chapter 28 Fuel








Part description	Part No.	XA42	XA41	
Fuel hose kit firewall forward	XA42-2800-001	x	x	
Fuel hose kit behind firewall	XA42-2800-001	x	x	
Header / Smoke tank cover	XA42-2810-250	x	x	
Fuel filter housing	E230106	x	x	
Fuel filter inlay	5900-0	x	x	
Electric fuel pump	8120-G	x	x	
Vent hoses, set		x	x	

<p>Fuel pickup plate assy wing lh Fuel pickup plate assy wing rh</p>	<p>XA42-2820-151 XA42-2820-154</p>	<p>x x</p>	<p>x x</p>	
<p>Acro tank assembly</p>	<p>XA42-2810-001</p>	<p>x</p>	<p>x</p>	
<p>Fuel dip stick</p>	<p>XA42-2850-230</p>	<p>x</p>	<p>x</p>	
<p>Acro tank filler neck</p>	<p>XA42-2810-225</p>	<p>x</p>	<p>x</p>	
<p>Header tank flop tube ass.</p>	<p>XA42-2810-160</p>	<p>x</p>	<p>x</p>	
<p>Fuel cap</p>	<p>XA42-2810-220</p>	<p>x</p>	<p>x</p>	






Chapter 31 Indicating / Recording Systems

Part description	Part No.	XA42	XA41	
Instrument panel rear Version 1, S/N 101 - 107	XA42-3910-210	x		
Instrument panel rear Version 2, MVP-50	XA42-3910-212	x		
Instrument panel rear Version 3, Aspen	XA42-3910-2xx	x		
Instrument panel front Version 1	XA42-3910-202	x		
Instrument panel front, GTX-33	XA42-3910-20x	x		
Instrument panel Version 1	XA41-3910-210 A.01		x	
Instrument panel Version 2	XA41-3910-210 A.02		x	







<p>Throttle panel</p>	<p>XA42-3930-201</p>	<p>x</p>	<p>x</p>	
<p>Circuit breaker panel</p>	<p>XA42-3950-202</p>	<p>x</p>	<p>x</p>	
<p>Switch panel</p>	<p>XA42-3920-202</p>	<p>x</p>	<p>x</p>	
<p>Airspeed Indicator km/h</p>	<p>XA42-3910-251</p>	<p>x</p>	<p>x</p>	
<p>Airspeed Indicator kts</p>	<p>XA42-3910-250</p>	<p>x</p>	<p>x</p>	
<p>Altimeter ft</p>	<p>XA42-3910-156</p>	<p>x</p>	<p>x</p>	


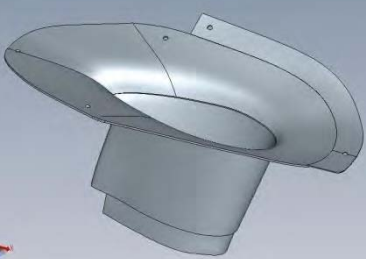


Altimeter Meter	XA42-3910-157	x	x	
XPDR Filser TRT 800H	TRT 800	x	x	
Stopwatch	Maplin B00237PVKM		x	
G-Meter	XA42-3910-154	x	x	
XPDR antenna	CI-105	x	x	
ELT with antenna and remote control	406AF-Compact + AV-200	x	x	
XPDR Garmin GTX 33	GTX 33	x		

Chapter 32 Landing Gear




Part description	Part No.	XA42	XA41	
Landing gear leg	XA42-3210-151	x	x	
Main wheel tyre 5.00-5 6-ply	Goodyear 505C66-5	x	x	
Brake assy lh	XA42-3280-101	x	x	
Brake assy rh	XA42-3280-102	x	x	
Brake linings	XA42-3280-211	x	x	

Axle with attachment bolts	XA42-3280-240	x	x	
Axle nut with standoff	XA42-3280-241 XA42-3280-242	x	x	
Wheelpant support lh	XA42-3210-165	x	x	
Wheelpant support rh	XA42-3210-168	x	x	
Wheels and brakes set	XA42-3210-100	x	x	
Tailwheel	XA42-3230-051	x	x	
Tailwheelfork with axle	XA42-3230-101 XA42-3230-230	x	x	

<p>Tailwheel spring with front bracket</p>	<p>XA42-3220-109 XA42-3230-113</p>	<p>x</p>	<p>x</p>	
<p>Tailwheel lock assembly</p>	<p>XA42-3260-001</p>	<p>x</p>	<p>x</p>	
<p>Wheelpant complete, non painted, rh</p>	<p>XA42-3250-156</p>	<p>x</p>	<p>x</p>	
<p>Wheelpant complete, non painted, lh</p>	<p>XA42-3250-151</p>	<p>x</p>	<p>x</p>	
<p>Wheelpant support bracket with hardware</p>	<p>XA42-3250- 221/222 (lh/rh)</p>	<p>x</p>	<p>x</p>	
<p>Landing gear fairing, non painted, rh</p>	<p>XA42-3250-216</p>	<p>x</p>	<p>x</p>	

<p>Landing gear fairing, non painted, lh</p>	<p>XA42-3250-215</p>	<p>x</p>	<p>x</p>	
<p>Cowl / gear fairing, non painted, lh rh</p>	<p>XA42-3250-211 XA42-3250-212</p>	<p>x</p>	<p>x</p>	
<p>Brake hoses, set</p>	<p>XA42-3280-050</p>	<p>x</p>		
<p>Brake hoses, set</p>	<p>XA41-3280-050</p>		<p>x</p>	

Chapter 34 Navigation


Part description	Part No.	XA42	XA41	
Compass	C-2300	x	x	
GPS Garmin Aera 550	Garmin Aera 550	x	x	
GPS NAV/COM Garmin GTN 650	Garmin GTN 650	x		

Chapter 51 Standard Practices and Structures – General

Part description	Part No.	XA42	XA41	
Harness rear seat	XA42-2520-120	x	x	
Harness front seat	XA42-2520-125	x		
Harness rear seat, double ratchet	XA42-2520-121	x	x	
Harness front seat, double ratchet	XA42-2520-126		x	

Chapter 52 Canopy



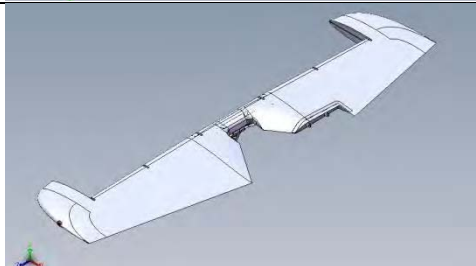

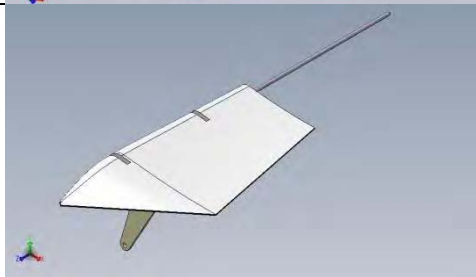
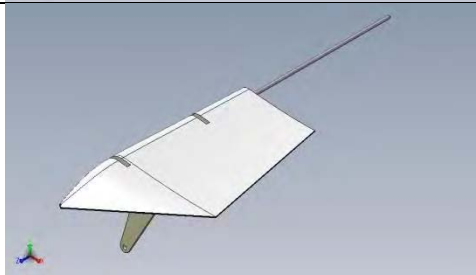
Part description	Part No.	XA42	XA41	
Canopy frame	XA42-5210-001	x		
Canopy frame	XA41-5210-001		x	
Canopy glass	XA42-5210-300	x		
Canopy glass	XA41-5210-300		x	
Canopy complete	XA42-5200-001	x		
Canopy complete	XA41-5210-001		x	
Canopy hinge pins	XA42-5230-150	x	x	

<p>Eyeball Air vent</p>	<p>AV1625B</p>	<p>x</p>	<p>x</p>	
<p>Canopy lock grips, inside and outside</p>	<p>XA42-5220-050</p>	<p>x</p>	<p>x</p>	



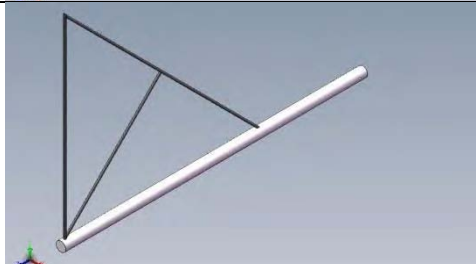




Chapter 53 Fuselage







Part description	Part No.	XA42	XA41	
Main bolt	XA42-5320-250	x	x	
Auxilliary bolt	XA42-5510-291	x	x	
Stabilizer bolts	XA42-5320-340	x	x	
Longeron connectors, center blocks and set of bolts	XA42-5320-154	x	x	
Spar slot cover	XA42-5370-220	x	x	
Fuel line shield	XA42-5370- 240/-241/-242	x	x	

Chapter 55 Stabilizer




Part description	Part No.	XA42	XA41	
Elevator hinge pin	XA42-5780-150	x	x	
Rudder hinge pin	XA42-5780-160	x	x	
Elevator, non painted	XA42-5520-001	x	x	
Rudder, non painted	XA42-5560-001	x	x	
Trim tab with hinge pin, non painted	XA42-5530-001	x		
Trim tab with hinge pin, non painted	XA41-5530-100		x	

Chapter 57 Wing

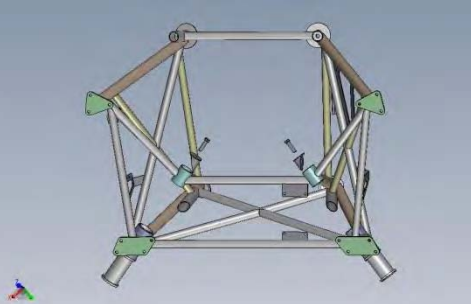
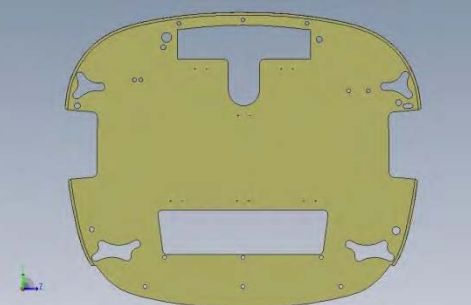

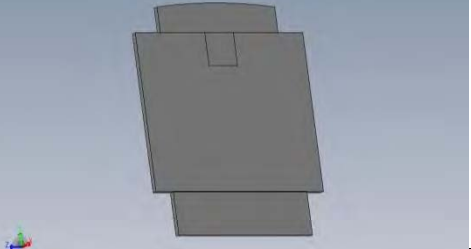

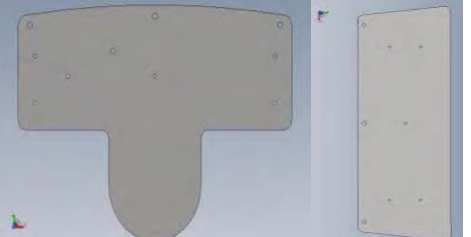
Part description	Part No.	XA42	XA41	
Pitot tube, non painted	XA42-5710-150	x	x	
Sighting device rh	XA42-5770-102	x		
Sighting device rh	XA41-5770-102		x	
Sighting device lh	XA42-5770-101	x		
Sighting device lh	XA41-5770-101		x	
Aileron rh, non painted	XA42-5760-061	x	x	
Aileron lh, non painted	XA42-5760-051	x	x	

Aileron hinge pin	XA42-5780-150	x	x	
Spadearm rh with hardware	XA42-5760-194	x	x	
Spadearm lh with hardware	XA42-5760-191	x	x	
Spade Plate	XA42-5760-196	x	x	
Anti Collision Lights, set	XA42-3348-001	x	x	
Inspection hole cover, non painted	XA42-5710-230	x	x	

Chapter 61 Propeller


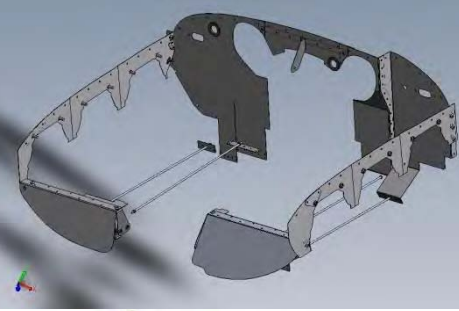



Part description	Part No.	XA42	XA41	
Propeller MTV-9/203-20d	MTV-9-B-C/ C203-20d	x	x	
Spinner Assy	MT	x	x	
Governor	P-880-5	x	x	

Chapter 71 Power Plant

Part description	Part No.	XA42	XA41	
Engine mount with attachment bolts	XA42-7120-151	x	x	
Heatshield blanket	XA42-7130-202	x	x	
Shield spacers	XA42-7130-260/-261/-262	x	x	
Fireshroud enginemount	XA42-7130-200	x	x	
Firewall	XA42-7130-200	x	x	
Firewall inspection hole covers	XA42-7130-160 XA42-7130-170	x	x	







<p>Cowling complete, non painted</p>	<p>XA42-7110-101</p>	<p>x</p>	<p>x</p>	
<p>Shock mount kit</p>	<p>J-7764-20</p>	<p>x</p>	<p>x</p>	








Chapter 72 Engine

Part description	Part No.	XA42	XA41	
Engine Lycoming	AEIO-580 B1A	x	x	
Baffling set	XA42-7510-011	x	x	
Magneto lh	Slick 6393	x	X	
Magneto rh	Slick 6350	x	x	
Slick Start	SS 1001	x	x	








<p>Starter Skytech</p>		<p>x</p>	<p>x</p>	
<p>Intake pipes complete set</p>	<p>XA42-7100-150</p>	<p>x</p>	<p>x</p>	
<p>Intake O-ring</p>		<p>x</p>	<p>x</p>	
<p>Intake gasket</p>	<p>71973 Lyc</p>	<p>x</p>	<p>x</p>	



Chapter 73 Engine Fuel and Control

Part description	Part No.	XA42	XA41	
Throttle cable	A920-0675	x		
Throttle cable	A920-0960		x	
Prop cable	A790-30-1010	x		
Prop cable	A790-30-0960		x	
Mixture cable	A970-20-1135	x		
Mixture cable	A970-20-1055		x	
Throttle cable support bracket with hardware		x	x	Klemmhülse
Prop cable support bracket with hardware		x	x	
Mixture cable support bracket with hardware		x	x	





Throttle assembly		x		
Throttle assembly			x	
Throttle Friction Lock screw	XA42-7620-222	x	x	
Throttle grip with smokeswitch mounted		x	x	
Throttlegrip front seat with cover plate		x		
Fuel selectorvalve assembly		x		
Fuel selectorvalve assembly			x	

Chapter 77 Engine Indication


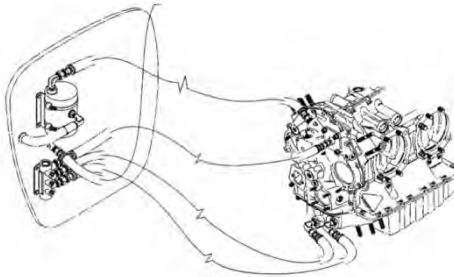
Part description	Part No.	XA42	XA41	
MVP-50 screen	MVP-50-6	X	X	
MVP-50 sensor unit	EDC-33P-4/6	X	X	
MVP-50 Manifold pressure sensor	PT-30ABS	X	X	
MVP-50 fuel level sensor unit	RFLM-4-12	X	X	
Fuel pressure sensor	PT-100GA	X	X	
Fuel flow transducer	FT-60	X	X	
Oil temperature sensor	P-120	X	X	
Oil Pressure sensor	PT-100GA	X	X	
CHT Sensor	P-100	X	X	

EGT sensor	P-110	x	x	
OAT sensor	P-128	x	x	
Structure temperature sensor set		x	x	


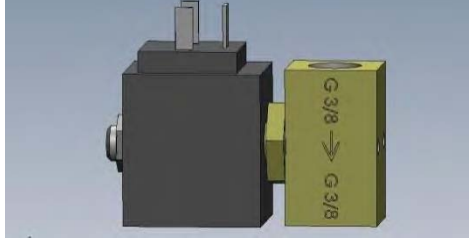




Chapter 78 Exhaust

Part description	Part No.	XA42	XA41	
Exhaust rh, with mounting hardware	XA42-7810-156	x	x	
Exhaust lh, with mounting hardware	XA42-7810-151	x	x	
Exhaust support bracket	XA42-7810-214	x	x	
Exhaust gasket	77611	x	x	

Chapter 79 Oil

Part description	Part No.	XA42	XA41	
Oil cooler	50-113-7612	x	x	
Christen Oil system complete	08-06740	x	x	
Oil hoses set	XA42-7900-001	x	x	

Chapter 85 Smoke

Part description	Part No.	XA42	XA41	
Smoke pump		x	x	
Smoke shutoff valve		x	x	
Smoke hose set	XA42-8500-001	x		
Smoke hose set	XA41-8500-001		x	
Smoke tank flop tube assembly	XA42-8510-120	x	x	
Smoke refill valve, male and female		x	x	
Smoke refill hose		x	x	